

West Manheim Township

Located in beautiful York County Pennsylvania!



WINTER 2013/2014 NEWSLETTER

INSIDE THIS EDITION:

Township Contact Information	3
Township Receives New Leaf Collection Truck ...	3
Parks & Recreation.	4
Code Enforcement.....	4
Public Works Depart	5
Stormwater Management ...	6-7
Recycling	8
Pleasant Hill Volunteer Fire Department	8
Winter Holiday Safety	9
Fire Safety	9
West Manheim Township Heritage Committee	10

TOWNSHIP USES PRE-TREATMENT/DE-ICING SYSTEM FOR THE SECOND FULL YEAR!



WHAT IS THE DIFFERENCE BETWEEN ANTI-ICING, PRE-TREATMENT, PRE-WETTING AND DE-ICING?

A salt brine mixture that is applied to the roadway prior to a storm to help prevent the snow from adhering to the roadway. The salt brine may also be used to help de-ice the roadways.

- **ANTI-ICING** – The application of a salt brine to roads before a snow-pavement bond occurs. Anti-icing emphasizes prevention rather than reaction.
- **PRE-TREATMENT** – A form of anti-icing where salt brine is applied to the road up to 48 hours before a winter storm to prevent a bond from forming between the pavement and the snow and ice when the storm starts.
- **DE-ICING** – The practice of removing snow or ice once it has bonded to the pavement. This involves plowing and continual application of salt brine and abrasives. Plowing generally begins when an inch or more of snow has accumulated on the road.



Remember - if it's snowing out WE ARE OUT. It takes approximately 2 hours for each crew to complete a route spreading salt. However, if we are in a plowing mode, it takes at least 4 hours to run the route. Please be patient - we will clear the roads as quickly and safely as possible.

MAILBOXES



The Public Works Department employees take precautions to avoid hitting mailbox posts. However during a storm, visibility is greatly reduced making it difficult for a driver to see a mailbox in time to avoid striking it or pushing it over with plowed snow. Posts and mailboxes should be checked for deterioration and replaced, if necessary, to reduce the possibility of damage from the weight of the plowed snow. Any installation in the road right-of-way is placed there at the owner's risk. The Township will not replace these items struck by the truck and/or snowplow.

2412 Baltimore Pike • Hanover, PA 17331 • Ph: 717-632-0320 • Fax: 717-632-2499
E-mail: Info@westmanheimtwp.com

We are on the Web! www.westmanheimtwp.com

Problem Water?

717-528-8444

www.nicmarwater.com

Serving Adams & York Counties
for over 30 years



NICMAR WATER
WE FIX PROBLEM WATER



WeSellSheds.com

Storage Sheds • Garages • Mini Barns • Two-Stories
Chicken Condos • Dog Kennels • Horse Barns
Gazebos • Commercial Portables • Cabins
Playhouses • Play Sets • Ornamentals
Outdoor Patio Furniture • And More!

If you can dream it,
We can build it!

Financing
Options
Available!



Hanover, PA 717.646.0771
Office Hours: Mon-Fri: 9-5 Sat: 9-2

CZAPP & GRIFFITH

HANOVER, PA

- Plumbing
- Heating
- Air Conditioning
- Refrigeration

(717) 633-1258



CZAPP & GRIFFITH



OWNERS WORK HARDER.

C.S. Davidson, Inc.
Excellence in Civil Engineering



Since 1929

- HOMEOWNERS • AUTO • LIFE/HEALTH INSURANCE
- MOTORCYCLE/RECREATIONAL VEHICLE

717-637-1247

www.weber-ins.com

55 Wetzel Drive, Suite 2 • Hanover, PA 17331



The One Stop Auto Shop

MIKE'S TOWING & RECOVERY INC.

111 Wayne Ave Hanover PA 17331



**24 HOUR
TOWING & ROAD SERVICE**

- ✓ Heavy Duty ✓ Local & Long Dist. ✓ Tire Service
- ✓ Fuel Deliver ✓ Lock-Out Service
- ✓ Free Junk Car Removal ✓ Equipment Transporting

**For Towing Call
717-637-4380**

For Service - 717-637-4090

www.mikestowingandrecovery.net

Schue's Lawn Service

Commercial - Residential

Serving Littlestown & Hanover area for 10 years
Mowing & Trimming • Mulching • Hedge Trimming
Lawn Rolling/Aerating • Snow Removal, Etc.

Jason Schue - Owner/Operator

FREE ESTIMATES

FULLY INSURED

CELL: 717-465-8717

WEST MANHEIM TOWNSHIP

Phone: 717-632-0320 • Fax: 717-632-2499

E-mail: Info@westmanheimtwp.com



PUBLIC MEETING SCHEDULE

Board of Supervisors:1st Thurs. of each month at 7:00PM
Board of Supervisors Work Session:3rd Tues. of each month at 7:00PM
Planning Commission:3rd Thurs. of each month at 6:00PM
Recreation Board:2nd Mon. of each month at 6:00PM
Emergency Management Agency:Last Monday of even - numbered months at 7:00PM
Zoning/Hearing Board:..... Fourth Tues. of each month at 7:00PM (only as needed)
Property Maintenance Board of Appeals:(only as needed)

BOARD OF SUPERVISORS

Chairman, Harold Hartlaub
Vice Chairman, Carl Gobrecht
Member, Marc Woerner
Member, Nils Parr
Member, James Staaf

TOWNSHIP STAFF

Kevin Null, *Township Manager*
Laura Gately, *Asst. to Manager/Twp. Secretary*
Bev Weaver, *Treasurer*
Nancy Smith, *Asst. Treasurer*
Sandy Myers, *Receptionist*
Miriam Clapper, *Utilities Clerk*
Tim Pfaff, *Utilities Supervisor*
Heather Bair, *Code Enforcement Officer*
Mike Hampton, *EMA Director*
Maurice Strausbaugh, *Utilities/Maintenance*



**"Proudly Serving
Our Community"**

WEST MANHEIM TOWNSHIP POLICE DEPARTMENT STAFF

Chief Tim Hippensteel
Sergeant Toby Wildasin
Pfc. Edwin Schneider
Pfc. Craig Snyder
Pfc. David Morris
Officer Joshua Bower
Officer Gregory Seibert
Officer Justin Seibert

IMPORTANT PHONE NUMBERS

EMERGENCIES DIAL 911
Police Department (717) 632-7059
Fax Number (717) 633-8042
Non-Emergency Dispatch (717) 854-5571
Email: police@westmanheimpd.com
Website: www.westmanheimtwp.com

TAX COLLECTOR RUTH NEIDERER

2412 Baltimore Pike, Suite 200, Hanover, PA 17331
Phone (717) 632-3155, Fax (717) 632-2499

TAX COLLECTOR OFFICE HOURS

Tues. 9:00am - 6:00pm & Thurs. 9:00am - 5:00pm
(Closed for lunch 1:00 to 2:00)

Plus Additional Office Hours for Deadlines

CLOSED HOLIDAYS

EMS STAFF

Jerry Misner	Matthew Barnes
Chad Grimes	Tina Grimes
Ryan Wenger	Scott Hayle
Eric Miller	Dan Naylor
Brian Bankert	

ROAD CREW

Jeff Rummel, Roadmaster
Dale Hartman
Robert Gregory
Terry Hockensmith

Township Receives New Leaf Collection Truck



The Township received a grant from DEP's Waste Management Bureau for the purchase of a new leaf collection vehicle. The truck was put into operation in early November. The Township Public Works crew will pick-up leaves **FREE OF CHARGE**. Please rake leaves to the curb or edge of the road. Bags or boxes are not permitted. Do not include branches or limbs. Leaf collection will be every Monday and Thursday until the leaves have fallen.



Understanding the Building Permit Process

Do you think that building permits are only for remodels? Not always. To avoid problems it's a good idea to become familiar with your local building and zoning requirements. Contact the Township to check whether you need a permit and to ask about the Township code requirements.

Professional building contractors and subcontractors need to be well informed about local and state requirements for building permits, building codes and building inspections. Homeowner's contemplating a major renovation is often in the dark about the permit process.

QUESTION: What is a building permit?

ANSWER: A building permit is an official approval to proceed with a construction project. It is intended to ensure that the project plans comply with local standards for land use, zoning and construction. These standards are intended to ensure the safety of current and future owners and occupants and enforcement of zoning and land use policies.

Specific issues that the building permit process may address include structural integrity, zoning, sanitation, water and sewer lines, fire resistance and electrical service.

In some cases, you might not think that you could handle a construction project without bothering to obtain a permit, even though you suspect you might need one. And this is often true. Similarly, you might think you can drive a car without a license. And you can. In both cases, though, if you get caught you will pay a hefty price.

For example, if and when you try to sell your house, the buyers' inspection may uncover remodeling or additions that was not properly permitted and may not be completely up to code. This can prevent you from selling the house, and may require that you undo the previous work and start again – this time with a permit. When in doubt, call your building department. Contact the Township and we will walk you through the permitting process.

CAMPER & UTILITY TRAILER STORAGE

The Township Zoning Ordinance establishes criteria for the parking of recreational vehicles, travel trailers, boats and other trailers in unenclosed areas. The storage of such vehicles is not permitted in the front yard area. The front yard area is between the street and the front of the residence. The storage of such vehicles is permitted in the side yard area. Vehicles less than 200 square feet must be a minimum of 5 feet from the abutting property lines. Vehicles more than 200 square feet must be set back from the property lines a horizontal distance equal to twice the vehicle's height. Screening along the side and rear is required for all vehicle types. The storage area must be maintained by properly trimming vegetation and litter removal. All vehicles shall maintain required licensure and prevent the leakage of fuels and/or lubricants into the ground. For more specific information, please reference the Zoning Ordinance Article 7 Section 2.9 located on the Township website.





When Township residents plant shrubs, flowers, and split-rail fences in the front (or street) right-of-way, it impacts the utility easements on the remainder of the home or building lot. We continue to encounter more situations where residents have planted shrubs, trees, fences, sheds, etc. within the utility easement around their property. A utility easement is a right of way that exists solely for the purpose of maintaining, repairing, or replacing the utility located within it. That utility could be water, electric, natural gas, telephone, or cable. But more than likely it will be sanitary sewer. Most of the problems occur in the newer developments. The easements should be identified in your property deed and should be pointed out by your realtor when the house or lot is purchased. You run the risk of having to tear out the planted shrubs, trees, and fences if the Township or other utility company needs access to their lines. Since the Township doesn't allow those items to be placed there, the Township will not replace them.





From Your Public Works Crew . . .

HELP US CLEAR THE ROADS!

 If a storm is predicted please move vehicles from the roadside shoulders. This allows plows to clear the area the first time through, making return trips unnecessary.

 Sidewalks must be cleared with 24 hours after the snow has stopped. Please try to clear your sidewalks as soon as possible, especially if children need to be out to catch the bus. Remember - DO NOT shovel snow into the road or have your driveway plowed into the road. This can cause a serious traffic hazard and it's against the law.

 If possible, wait until the road has been plowed before cleaning out the end of your driveway. There is no practical way to plow the road without depositing snow into your driveway.

 Be a good neighbor and clear the snow from around any fire hydrants near your property.



SNOW REMOVAL

The Township maintains 137 lane miles of road. Equipment includes; three dump trucks to spread salt and plow, a pickup with a plow and for bigger snows, a road grader and backhoe.

SCHOOL BUS SAFETY

In Pennsylvania it is illegal to pass a stopped bus when the red hazard lights located on the top of the bus are flashing. Flashing lights mean the bus is picking up or dropping off students. Remember to plan ahead to allow extra time for bus traffic.

- **Slow Down!** Watch for students crossing the street and gathering at bus stops throughout the community
- **Drive carefully** and be alert
- **Do not move** until all of the children have reached a place of safety
- **Stop at least 10 feet away** from a stopped school bus with its red lights flashing and stop arm extended



PENNSYLVANIA YELLOW DOT PROGRAM

Pennsylvania's Yellow Dot Program was created to assist citizens in the "golden hour" of emergency care following a traffic crash when they may not be able to communicate themselves. Placing a yellow dot in your vehicle's rear window alerts first responders to check your glove compartment for vital information to ensure that you receive the critical medical attention you need. The program among the Pennsylvania Departments of Transportation, Health and Aging; the Pennsylvania State Police; the Pennsylvania Turnpike Commission; and first responders and local law enforcement.

How the Program Works

Participants complete a personal information form, which includes the participant's name, contact information, emergency contact information, medical history and medications, allergies and the participant's doctors' contact information. A photo – showing only the participant's head and shoulders – is then taped to the front of the completed information sheet. The yellow dot decal provided in the program kit is placed in the lower left corner of the vehicle's rear window. The top of the sticker should be no higher than 3.5 inches from the bottom of the window. This decal alerts first responders that vital information can be found in the vehicle. Place the completed information sheet, with the attached picture, into the Yellow Dot folder, and then place the folder into the vehicle's dashboard glove compartment.

How to Participate

For more information on Pennsylvania's Yellow Dot Program or to request a kit, visit www.YellowDot.pa.gov. You can also find locations where you can pick up program kits.

STORMWATER MANAGEMENT



WHAT IS STORMWATER RUNOFF?

Stormwater runoff occurs when precipitation from rain or snowmelt flows over the ground. Impervious surfaces like driveways, sidewalks, and streets prevent stormwater from naturally soaking into the ground.

Why is stormwater runoff a problem?

Stormwater can pick up debris, chemicals, dirt, and other pollutants and flow into a storm sewer system or directly to a lake, stream, river, wetland, or coastal water. Anything that enters a storm sewer system is discharged untreated into the waterbodies we use for swimming, fishing, and providing drinking water.

The effects of pollution

Polluted stormwater runoff can have many adverse effects on plants, fish, animals, and people.

- Sediment can cloud the water and make it difficult or impossible for aquatic plants to grow. Sediment also can destroy aquatic habitats
- Excess nutrients can cause algae blooms. When algae die, they sink to the bottom and decompose in a process that removes oxygen from the water. Fish and other aquatic organisms can't exist in water with low dissolved oxygen levels.
- Bacteria and other pathogens can wash into swimming areas and create health hazards, often making beach closures necessary.
- Debris—plastic bags, six-pack rings, bottles, and cigarette butts—washed into waterbodies can choke, suffocate, or disable aquatic life like ducks, fish, turtles, and birds.
- Household hazardous wastes like insecticides, pesticides, paint, solvents, used motor oil, and other auto fluids can poison aquatic life. Land animals and people can become sick or die from eating diseased fish and shellfish or ingesting polluted water.
- Polluted stormwater often affects drinking water sources. This, in turn, can affect human health and increase drinking water treatment costs.

STORMWATER POLLUTION SOLUTIONS

Recycle or properly dispose of household products that contain chemicals, such as insecticides, pesticides, paint, solvents, and used motor oil and other auto fluids. Don't pour them onto the ground or into storm drains.

Lawn care

Excess fertilizers and pesticides applied to lawns and gardens wash off and pollute streams. In addition, yard clippings and leaves can wash into storm drains and contribute nutrients and organic matter to streams.

- Don't overwater your lawn. Consider using a soaker hose instead of a sprinkler.
- Use pesticides and fertilizers sparingly. When use is necessary, use these chemicals in the recommended amounts. Use organic mulch or safer pest control methods whenever possible.
- Compost or mulch yard waste. Don't leave it in the street or sweep it into storm drains or streams.
- Cover piles of dirt or mulch being used in landscaping projects.

Septic Systems

Leaking and poorly maintained septic systems release nutrients and pathogens (bacteria and viruses) that can be picked up by stormwater and discharged into nearby waterbodies. Pathogens can cause public health problems and environmental concerns.

- Inspect your system every 3 years and pump your tank as necessary (every 3 to 5 years).
- Don't dispose of household hazardous waste in sinks or toilets.

STORMWATER POLLUTION SOLUTIONS (continued)

Pet waste

Pet waste can be a major source of bacteria and excess nutrients in local waters.

- When walking your pet, remember to pick up the waste and dispose of it properly. Flushing pet waste is the best disposal method. Leaving pet waste on the ground increases public health risks by allowing harmful bacteria and nutrients to wash into the storm drain and eventually into local waterbodies.

Auto care

Washing your car and degreasing auto parts at home can send detergents and other contaminants through the storm sewer system. Dumping automotive fluids into storm drains has the same result as dumping the materials directly into a waterbody.

- Use a commercial car wash that treats or recycles its wastewater, or wash your car on your yard so the water infiltrates into the ground.
- Repair leaks and dispose of used auto fluids and batteries at designated drop-off or recycling locations.

Education is essential to changing people’s behavior. Signs and markers near storm drains warn residents that pollutants entering the drains will be carried untreated into a local waterbody.

RESIDENTIAL LANDSCAPING

Permeable Pavement

Traditional concrete and asphalt don’t allow water to soak into the ground. Instead these surfaces rely on storm drains to divert unwanted water. Permeable pavement systems allow rain and snowmelt to soak through, decreasing stormwater runoff.

Rain Barrels

You can collect rainwater from rooftops in mosquito proof containers. The water can be used later on lawn or garden areas.

Rain Gardens and Grassy Swales

Specially designed areas planted with native plants can provide natural places for rainwater to collect and soak into the ground. Rain from rooftop areas or paved areas can be diverted into these areas rather than into storm drains.

Vegetated Filter Strips

Uncovered fueling stations allow spills to be washed into storm drains. Cars waiting to be repaired can leak fuel, oil, and other harmful fluids that can be picked up by stormwater. Filter strips are areas of native grass or plants created along roadways or streams. They trap the pollutants stormwater picks up as it flows across driveways and streets.





ELECTRONIC RECYCLING

Pennsylvania's E-cycling Law

Beginning January 24, 2013, Pennsylvania's "Covered Device Recycling Act" (Act 108) will impact how to manage certain electronic devices. Under the Act, "covered devices" include televisions, desktop and laptop computers, computer monitors and computer peripherals (anything that connects to a computer such as a mouse, keyboard, printer, etc.). Starting January 24, 2013 the Act prohibits the acceptance of these materials at all Pennsylvania solid waste disposal facilities and also prohibits residents from placing them at the curb for waste pick-up. Under the Act, waste haulers will NOT pick up electronic devices. York County residents and businesses must now recycle these devices.

E-cycling Program

The Authority offers an ongoing Electronics Recycling Program held the third Saturday of every month from 9AM to 1PM at the Authority's Yard Waste Transfer Facility located off of Flour mill Road in Manchester Township. Residents, businesses, non-profits and institutions are eligible to participate and may bring unlimited quantities of electronic devices. There is no fee to participate. In addition to the Authority's E-cycling program, residents may also deliver a variety of electronic devices to Best Buy's York store located at 2865 Concord Road, York, PA 17402. There is no fee.

E-cycling Accepted Items

Items accepted include answering machines, compact disc players, electric typewriters, fax machines, hard drives, laptops, mobile phones, modems, microwave ovens, pagers, personal computers (CPU, monitors, keyboards, mouse, and peripherals), printers, printed circuit boards, radios, remote controls, stereos, tape players, telephones/telephone equipment, televisions, and VCR's.

Do Not Bring

Electric equipment (such as toasters, hair dryers, wall clocks, or electric razors) OR construction demolition, furniture, appliances (such as vacuum cleaners), white goods, or household hazardous waste.

Why is Electronic Waste a Potential Problem?

Electronic equipment contains lead, mercury, cadmium and chromium which have environmental consequences when disposed of improperly. One computer can contain up to as much as eight pounds of lead.

For more information, call the Authority at 717-845-1066



www.pleasanthillfire52.com

The Pleasant Hill Volunteer Fire Company Is Proud to Serve Southern York County, PA as Well as Northern Carroll County, MD and Parts of Eastern Adams County, PA. We Are Located on Baltimore Pike 5 Miles South of Hanover, PA. The Company Provides Fire, EMS and Special Rescue to all Surrounding areas including Vehicle Rescue and Water Rescue. The PHVFC Operates out of 1 Station and Has 2 Engines, 1 Rescue Engine, 2 BLS Ambulances, A Brush Truck, 2 Rescue Boats, 2 Utility Type Vehicles, an ATV Unit and a Snow Mobile.

The Fire Company is Located at 3003 Baltimore Pike, Hanover, PA. 17331

For NON EMERGENCY Info contact 717-637-7778
DIAL 911 FOR EMERGENCIES

WINTER HOLIDAY SAFETY



Winter holidays are a time for families and friends to get together. But that also means a greater risk for fire. Following a few simple tips will ensure a happy and fire-safe holiday season.

HOLIDAY DECORATING

- Be careful with holiday decorations. Choose decorations that are flame resistant or flame retardant.
- Keep lit candles away from decorations and other things that can burn.
- Some lights are only for indoor or outdoor use, but not both.
- Replace any string of lights with worn or broken cords or loose bulb connections.
- Use clips, not nails, to hang lights so the cords do not get damaged.
- Keep decorations away from windows and doors.



HOLIDAY ENTERTAINING

- Test your smoke alarms and tell guests about your home fire escape plan.
- Keep children and pets away from lit candles.
- Keep matches and lighters up high in a locked cabinet.
- Stay in the kitchen when cooking on the stovetop.
- Blow out lit candles when you leave the room or go to bed. Turn off all light strings and decorations before leaving home or going to bed.

Fire Safety



Did you know that heating equipment is one of the leading causes of home fire deaths? With a few simple safety tips and precautions you can prevent most heating fires from happening.

Keep warm and safe this winter!

- Keep anything that can burn at least three-feet away from heating equipment, like the furnace, fireplace, wood stove, or portable space heater.
- Have a three-foot “kid-free zone” around open fires and space heaters.
- Never use your oven to heat your home.
- Have a qualified professional install stationary space heating equipment, water heaters or central heating equipment according to the local codes and manufacturer’s instructions.
- Have heating equipment and chimneys cleaned and inspected every year by a qualified professional.
- Remember to turn portable heaters off when leaving the room or going to bed.
- Always use the right kind of fuel, specified by the manufacturer, for fuel burning space heaters.
- Make sure the fireplace has a sturdy screen to stop sparks from flying into the room. Ashes should be cool before putting them in a metal container. Keep the container a safe distance away from your home.
- Test smoke alarms monthly.

Heating Equipment Smarts

Install wood burning stoves per the Township permit requirements and follow manufacturer’s instructions or have a professional do the installation. All fuel-burning equipment should be vented to the outside to avoid carbon monoxide (CO) poisoning. Install and maintain CO alarms to avoid the risk of CO poisoning. If you smell gas in your gas heater, do not light the appliance. Leave the home immediately and call your local fire department or Gas Company.

WEST MANHEIM TOWNSHIP HERITAGE COMMITTEE

HISTORICAL TIMELINE OF EVENTS



- **1681** – King Charles II gave William Penn land now named Pennsylvania.
- **1718** – Approximate birth of George Stevenson in Dublin Ireland. He would later become part owner of the Mary Ann Furnace.
- **Present day lower York County lands** purchased from the Delaware and Susquehannock Native Americans in 1718, 1720 & 1726.
- **1726** – Chester County one of the original three counties encompassed present day lower York County.
- **1727** – John Digges obtains 10,000 acres warrant from Charles Calvert 4th Lord Baltimore, known as Digges Choice, part will become Hanover PA. It would take 38 years and bloodshed to finally settle the Maryland and Pennsylvania boarder – Mason Dixon Line.
- **1729** – Lancaster County created it included present day Franklin, Cumberland, York, Adams and portions of Dauphin, Lebanon and Berks Counties.
- **May 10, 1730** – George Ross born in New Castle Delaware. He would later become part owner of the Mary Ann Furnace.
- **1743** – George Stevenson commissioned a deputy surveyor for the Penn Family and placed in charge of New Castle County.
- **January 14, 1743** – Peter Dicks receives a land warrant for land along Indian Creek, Long Arm Creek and the Conewago South Branch, south west of present day Codorus State Park.
- **1747** – Manheim Township created part of old Lancaster Co., now York County as did Codorus and Paradise Townships.
- **1750** – Sherman Church now known as St. David's Lutheran Church – Hobart Rd.
- **1762** – Mary Ann Furnace goes into blast along Furnace Creek. Partners George Ross, George Stevenson, William Thompson and William Bird.
- **1763** – Mason & Dixon surveyed and set line markers every mile to establish a very large dispute of the Pennsylvania and Maryland boundaries
- **1766** – Land grant of 123 acres for a community named Chanceburg later renamed Bandanna also later renamed Pleasant Hill.
- **October 22, 1777** – George Ross and Company receives partial payment from Continental Congress of \$4000 for cannon balls supplied to the navy.
- **September 3, 1781** – William Thompson one time owner of Mary Ann Furnace dies at age 45.
- **February 17, 1790** – Mary Ann Furnace purchased at sheriffs sale by John Steinmetz (a Philly merchant) and John H. Brinton (a Philly Lawyer). Includes furnace and 500 acres from the estate of Ross, Stevenson & Thompson.
- **1801** – John Steinmetz seems to be sole owner of Mary Ann Furnace
- **1803** – Petition for survey of the Baltimore / Hanover Great Road for future Toll Road
- **1806** – Mary Ann Furnace lands sold by John Steinmetz to David Mayer a farmer.
- **1809** – Great Road Hanover from the Maryland line to Hanover, Pa now operating and named Baltimore/Hanover Turnpike with tolls. Most mile-markers still exist
- **1818** – Adam Sours born at Mary Ann Furnace would become a Blacksmith and furnace molder but may never have worked at Mary Ann.
- **1844** – St. Bartholomew Church First Building dedicated – Grand Valley Road
- **1858** – West Manheim Township split from Manheim Township, York County.
- **1861** – Wentz Meeting House built – St. Bartholomew Road
- **1863** – Battle of Hanover – General Jeb Stuart's cavalry engages Federal cavalry. Confederate troops pass along Black Rock Road past former site of Mary Ann Furnace.
- **1866** – Trinity Evangelical Church – new building – Toll Gate Road
- **1876** – St. Bartholomew Church 2nd building constructed. The first structure was destroyed by fire.
- **1884** – Site of Mary Ann Furnace now owned by a Mr. Duman.
- **1923** – Fraternity Hall (POSA of A Lodge) building erected – Baltimore Pike
- **1926** – Trinity Evangelical Church discontinued use of the church. – Toll Gate Road. The cemetery still exists today.
- **1930** – Pleasant Hill Fire Company formed and the purchase of the first 1931 fire truck from the Seagrave Corp.
- **1932** – Construction of Sheppard & Myers Water Dam
- **1930's** – Hanover Borough buys Northeast Public Service Co. and operates as Hanover Municipal Water Works.
- **1947** – Robert Sterner purchases mill property and dismantles old grist mill/water plant.
- **1950** – Pleasant Hill Fire Company 1st building
- **1964** – Construction of the long Arm Water Dam – Grand Valley Road
- **1966** – Codorus Creek dammed to create Marburg Lake and Codorus State Park, 3,324 acres of land, part of which is located in West Manheim Township consisting of 145 properties converted for park use.



Picture courtesy of Wayne Bollinger

Heritage Committee Meetings

The committee meets on the first Tuesday of each month at 4:00pm at the West Manheim Township Municipal Building located at 2412 Baltimore Pike Hanover, Pa 17331. *The Committee is specifically looking for aerial maps of the Township from around the 1950's. If you have any of these maps or know anyone that does contact Harold Coldren.* If you have information to donate or loan or wish to volunteer, contact: Harold Coldren at (717) 637-8488 or by email at coldren7201@comcast.net

Adding *Sparkle*
To Hanover Since 1993

2008
AMERICAN DEN
PROTECTIVE
EXCELLENCE AWARD 2008



WE
BUY GOLD



Garrick
Jewelers

garrickjewelers.com

1117 Eichelberger Street, Hanover • 717.637.1177



PANEBAKER
FUNERAL HOME INC.
311 BROADWAY, HANOVER, PA
717-637-5194
C. MICHAEL NEWMAN, SUPERVISOR

“The best way
to find yourself
is to lose yourself
in the service
of others.”

~Mahatma Gandhi



HANOVER
HOME & GARDEN

“Your Yard Garden, Pet & Holiday Place”
1169 Eichelberger Street
Hanover PA 17331

717.633.7883



*Christmas Shoppe
Gifts & Candles
Holiday Fruit Baskets
Pet Food & Supplies
Quality Plants*

Yard, Garden & Patio Supplies

SAVE \$5 on your
next
purchase

when you sign up for our mailing list!

*Our mailing list is not shared, and you
will be eligible for future coupons and clubs.*

HANOVER HOME & GARDEN
NOT VALID WITH ANY OTHER OFFERS, PRIOR
PURCHASES OR GIFT CARD PURCHASES.

Thank you

We are grateful for your support of the Township newsletter. Our advertisers make it possible for the publication to be sent to all Township households and businesses and we are pleased to partner with the business community to bring you news and information on Township services, special events and recreational programming.



West Manheim Township

2412 Baltimore Pike
Hanover, PA 17331

PRSRT STD
U.S. POSTAGE
PAID
HARRISBURG, PA
PERMIT NO. 609

WINTER 2014 NEWSLETTER ❄️



To Place An Ad Call Sara At Hometown Press • 717-395-1634 • sara_pifercbn@yahoo.com

This Community Newsletter is produced for West Manheim Township by **Hometown Press**
215.257.1500 • All rights reserved®

SIEGMAN
FORCED AIR SYSTEMS, INC.
Heating & Cooling Specialist

www.siegmanhvac.com

Hanover, PA

717-633-1025



\$200⁰⁰ Off

any HVAC System install
60 Month 0% Interest Financing Available

\$15⁰⁰ OFF ANY SERVICE CALL

EXPRESS CARE & HanoverWorks

Open 7 days a week, including holidays.

Express Care provides quality medical care to patients with minor illnesses and injuries, including, but not limited to:

- Coughs, colds & flu
- Eye & ear infections
- Stomach aches
- Pulled & strained muscles
- Cuts & scrapes
- Bites, stings & rashes

Express Care also offers:

- Sports, school & driver's license physicals
- Vaccinations & flu shots
- Pregnancy testing
- Lab & Imaging services
- Occupational Health services

New Oxford Express Care:

New Oxford Medical Center
5615 York Rd., New Oxford, PA
(717) 624-1337

Spring Grove Express Care:

Thistle Hill Professional Center
2030 Thistle Hill Dr., Spring Grove, PA
(located behind Dollar General)
(717) 225-9869

South Hanover Express Care:

Grandview Shopping Center
1404 Baltimore St., Hanover, PA
(717) 637-0470

No appointment necessary! www.hanoverhospital.org

